

## Real Estate

# UK economic recovery starts, but we advise real estate investors to stay DIGITAL and carry on



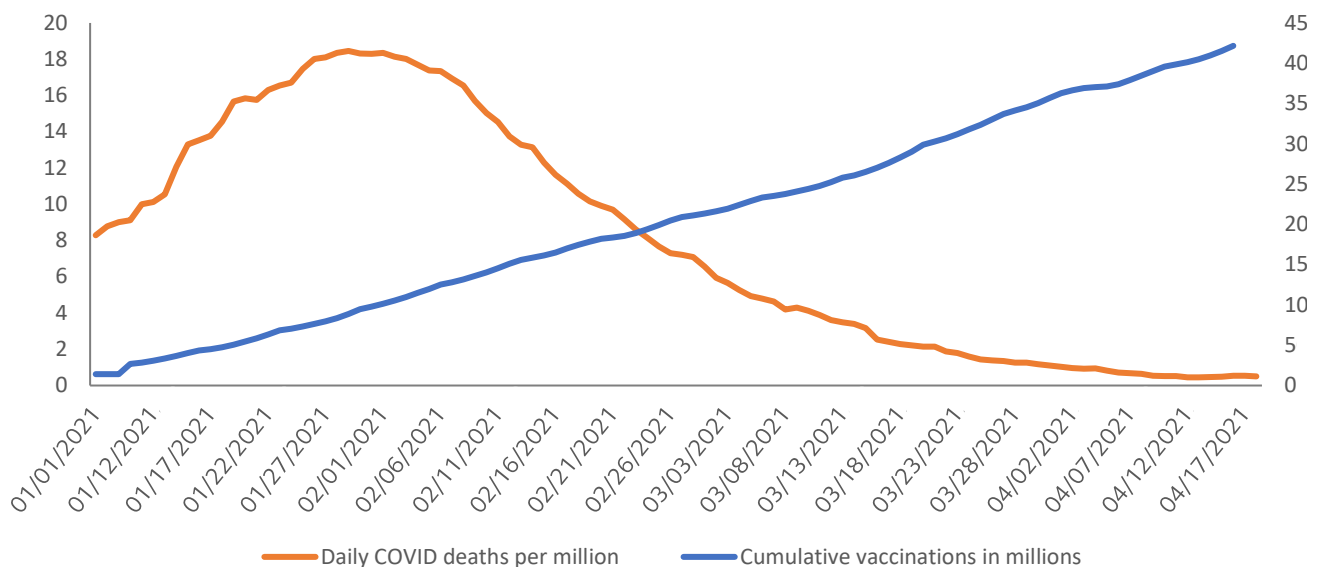
**Indraneel Karlekar, Ph.D., Senior Managing Director,  
Global Head, Research & Strategy**

After enduring a torrid COVID-19 driven winter surge, the UK is finally beginning to see light at the end of the tunnel. Rapid and widespread vaccination has helped dramatically lower caseloads and fatality levels allowing the economy to gradually re-open. On a relative basis, the UK will outperform the Eurozone in the coming quarters. For real estate investors, the cyclical uplift expected will be welcome; however, given the broader unknown questions surrounding the UK's long-term relationship with the Eurozone, we believe that the best near-term opportunities remain in property types with structurally resilient DIGITAL drivers of demand that will be enhanced by the reopening of the economy and return to growth.<sup>1</sup>

### Rapid vaccination and re-opening

The UK economy should start to reap the benefits of its rapid vaccination program which has ensured that nearly 50% of the entire population has received at least one dose and almost 15% is fully protected. As Exhibit 1 shows, quick vaccination has led to a steep decline in mortality allowing segments of the economy to re-open. As the most vulnerable segments of the population find protection, the re-opening of the economy should continue in a phased manner.

**Exhibit 1: Rapid vaccinations are reducing mortality**



Source: Our world in data, Principal Real Estate, April 2021

<sup>1</sup>See information about Principal Real Estate's DIGITAL strategy within [Decisive Eye, June 2018 issue](#) - DIGITAL refers to key long-term growth drivers centred around demographics, innovation, globalization, infrastructure, and technology that Principal has identified as metrics of long-term market outperformance.

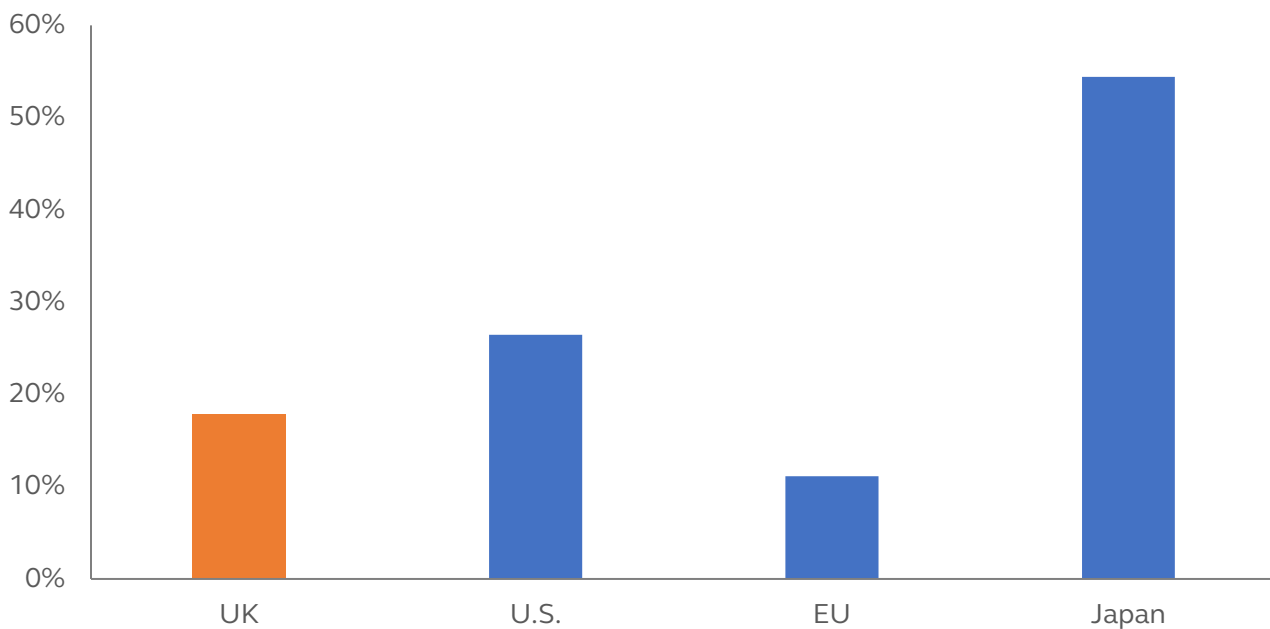
### Consumers are likely to spend down savings

The strong pace of vaccination resulting in re-opening will be felt most acutely in the COVID-sensitive consumer sectors which should see strong gains as some of the pent-up savings are expended (savings are at a two-decade high of 16%). With approximately £170 billion of excess financial wealth, consumer spending should rebound strongly and will be a boost to the economy.

### Fiscal backup is highly stimulative

Finally, the fiscal backdrop remains very supportive – the government extended the furlough scheme till September 2021 along with income support for the self-employed. The recent budget among other things provided direct grants to small firms, (particularly most impacted in retail and hospitality), and expanded the universal credit and working tax credit schemes until September 2021. In all, the fiscal package put in place by the UK amounts to nearly 18% of GDP placing it well above the EU but less than the U.S. (Exhibit 2).

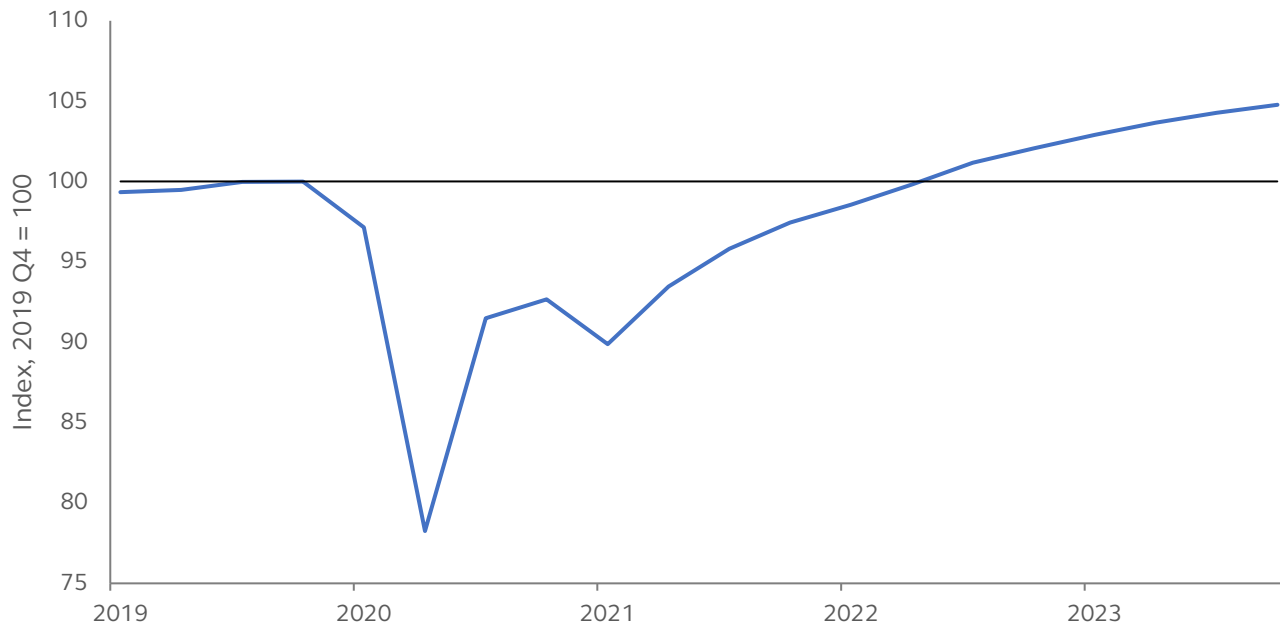
**Exhibit 2: Fiscal spending in response to the COVID-19 pandemic as % of GDP**



Source: Statista, Principal Real Estate, April 2021

We are therefore increasingly optimistic on the UK outlook over the next 12-18 months and expect a strong rebound as COVID-sensitive industries and consumer sectors begin to normalize. Consequently, the UK economy is forecast to return to pre-COVID levels by 2Q 2022 (Exhibit 3).

### Exhibit 3: UK real GDP peak-to-recovery forecast



Source: Moodys, Principal Real Estate, April 2021

While cautiously optimistic that the tide is turning for the UK, uncertainty persists around the post-Brexit secular path to growth. While the UK managed to avoid the worst case of a WTO type outcome, the trade and cooperation agreement (TCA) that was negotiated is far from ideal since it involves material non-tariff barriers to trade and loss of market access. Businesses are likely to be disrupted leading to a drop in trade volumes from the EU dragging down GDP. Services are also most probably going to be negatively impacted as employers try and rationalize their footprint across Europe. Thus, while we are optimistic that the UK will lead Europe in its recovery path out of the COVID-19 pandemic, we are uncertain on its long-term structural path of growth.

## UK property: economic recovery brings cautious hope to investors

With the UK on the cusp of a strong recovery, investors are also hoping that with it will come a brighter outlook to the property types most exposed to cyclical growth such as office and high street retail. Uncertainty over Brexit overlaid with the COVID-19 pandemic has been particularly challenging to values in the office and retail sectors (Exhibit 4). Retail shopping centers have been particularly hard hit dealing with the double blow of structural challenges of e-commerce along with pandemic-related social restrictions. Office assets in large metros dependent on mass transit, have also suffered with London particularly strained by weakness amongst occupiers. A large-scale pivot to work from home arrangements for large chunks of the white-collar workforce has raised questions around the potential scale and use of future office space.

### Exhibit 4: UK property change in capital value

January 2020 – March 2021



Source: MSCI, Principal Real Estate, April 2021

\*Data centers are included in “Industrial – other”, “Healthcare” includes medical centers and care homes.

For Public Distribution in the U.S. For Institutional, Professional, Qualified and/or Wholesale Investor Use Only in other Permitted Jurisdictions as defined by local laws and regulations.

However, property types with structural drivers of growth—related to demographic shifts, innovation and technology and global movement of goods (DIGITAL) have remained much more resilient. Data centers, logistics/warehouses, student housing private rental schemes (BTS/BTR), life sciences/lab space and medical offices have seen very strong take up from occupiers and investors and offer relatively attractive yields along with stronger rent growth expectations (Exhibit 5). While not clear if some of the changes are structural or deep cyclical, there is strong evidence that the growth in DIGITAL drivers has continued unabated through the pandemic. A tightening in yields in these DIGITALLY-driven property types also offers investors the possibility for build-to-core strategies to achieve attractive risk-adjusted returns as well as meet the changing requirements and ESG principles of occupiers.

### Exhibit 5: UK rent growth and yield by property type



Source: Principal Real Estate, April 2021

Notes: Assumes Grade A prime and well-leased assets.

**Regional office:** Yield range for same Grade A product: Edinburgh, Cambridge (4.5%), Manchester, Birmingham, Bristol (4.75%), Leeds (5%).

**Residential:** Based on PRS which is a small part of the market though BTR homes are rapidly expanding.

**Medical/senior housing:** Very niche in the UK and varies on length of income and covenant. Strong covenant 4.25% NIY compared to weaker covenants at 6% plus.

**Student housing:** Large disparity between markets; 3.75% for prime London to 5% in Nottingham.

**High street retail/malls:** 6% for convenience stores, 5.5% for good retail parks, 8% for good malls. Tertiary malls are hard to price.

**Warehouse:** Long-term secure income London 3.5%, South-east 3.75%.

In terms of geographic exposure, London and the south-east has historically felt the most weight of capital given its density and affluence. However, a swing in political support to the Conservative government away from Labor in the north has led to a much sharper policy focus and capital allocation as well as consideration of greater autonomy to regional northern cities. “North shoring” of industries and capital is a top priority for the conservative government which should help broaden the investment universe in the years ahead. Further, the continued deepening of investment in the traditional university powerhouses of Cambridge and Oxford should benefit all real estate property types around those regions.

## **Conclusions: Keep DIGITAL and carry on**

Our expectation is that cyclical economic growth should bring back some occupier demand in office and retail (particularly high street and shopping centers), but that potential long-term structural changes brought about by the pandemic and Brexit will take time to play out. We have much greater confidence that property types with DIGITAL drivers of demand will remain strongly sought after by occupiers and investors that will transcend the structural impact of COVID-19 and be well-positioned to take advantage of the cyclical uplift in the economy. Ensuring exposure to such property types, in our opinion, would provide the building blocks of a gainful long-term investment approach in the UK.

For Public Distribution in the U.S. For Institutional, Professional, Qualified and/or Wholesale Investor Use Only in other Permitted Jurisdictions as defined by local laws and regulations.

### Risk Considerations

Investing involves risk, including possible loss of principal. Past performance is no guarantee of future results. Potential investors should be aware of the risks inherent to owning and investing in real estate, including value fluctuations, capital market pricing volatility, liquidity risks, leverage, credit risk, occupancy risk and legal risk.

### Important information

This material covers general information only and does not take account of any investor's investment objectives or financial situation and should not be construed as specific investment advice, a recommendation, or be relied on in any way as a guarantee, promise, forecast or prediction of future events regarding an investment or the markets in general. The opinions and predictions expressed are subject to change without prior notice. The information presented has been derived from sources believed to be accurate; however, we do not independently verify or guarantee its accuracy or validity. Any reference to a specific investment or security does not constitute a recommendation to buy, sell, or hold such investment or security, nor an indication that the investment manager or its affiliates has recommended a specific security for any client account. Subject to any contrary provisions of applicable law, the investment manager and its affiliates, and their officers, directors, employees, agents, disclaim any express or implied warranty of reliability or accuracy and any responsibility arising in any way (including by reason of negligence) for errors or omissions in the information or data provided.

This material may contain 'forward looking' information that is not purely historical in nature. Such information may include, among other things, projections and forecasts. There is no guarantee that any forecasts made will come to pass. Reliance upon information in this material is at the sole discretion of the reader.

This material is not intended for distribution to or use by any person or entity in any jurisdiction or country where such distribution or use would be contrary to local law or regulation.

This document is intent for use in: •**The United States** by Principal Global Investors, LLC, which is regulated by the U.S. Securities and Exchange Commission. •**Europe** by Principal Global Investors (EU) Limited, Sobo Works, Windmill Lane, Dublin D02 K156, Ireland. Principal Global Investors (EU) Limited is regulated by the Central Bank of Ireland. **United Kingdom** by Principal Global Investors (Europe) Limited, Level 1, 1 Wood Street, London, EC2V 7 JB, registered in England, No. 03819986, which is authorised and regulated by the Financial Conduct Authority ("FCA"). **In Europe**, this document is directed exclusively at Professional Clients and Eligible Counterparties and should not be relied upon by Retail Clients (all as defined by the MiFID). The contents of the document have been approved by the relevant entity. Clients that do not directly contract with Principal Global Investors (Europe) Limited ("PGIE") or Principal Global Investors (EU) Limited ("PGI EU") will not benefit from the protections offered by the rules and regulations of the Financial Conduct Authority or the Central Bank of Ireland, including those enacted under MiFID II. Further, where clients do contract with PGIE or PGI EU, PGIE or PGI EU may delegate management authority to affiliates that are not authorized and regulated within Europe and in any such case, the client may not benefit from all protections offered by the rules and regulations of the Financial Conduct Authority, or the Central Bank of Ireland. •**In Dubai** by Principal Global Investors LLC, a branch registered in the Dubai International Financial Centre and authorized by the Dubai Financial Services Authority as a representative office and is delivered on an individual basis to the recipient and should not be passed on or otherwise distributed by the recipient to any other person or organization. This document is intended for sophisticated institutional and professional investors only. •**Singapore** by Principal Global Investors (Singapore) Limited (ACRA Reg. No. 199603735H), which is regulated by the Monetary Authority of Singapore and is directed exclusively at institutional investors as defined by the Securities and Futures Act (Chapter 289). This advertisement or publication has not been reviewed by the Monetary Authority of Singapore. •**Australia** by Principal Global Investors (Australia) Limited (ABN 45 102 488 068, AFS License No. 225385), which is regulated by the Australian Securities and Investments Commission. This document is intended for sophisticated institutional investors only. •**Switzerland** by Principal Global Investors (Switzerland) GmbH. •**Hong Kong SAR (China)** by Principal Global Investors (Hong Kong) Limited, which is regulated by the Securities and Futures Commission and is directed exclusively at professional investors as defined by the Securities and Futures Ordinance. •**Other APAC Countries**, this material is issued for institutional investors only (or professional/sophisticated/qualified investors, as such term may apply in local jurisdictions) and is delivered on an individual basis to the recipient and should not be passed on, used by any person or entity in any jurisdiction or country where such distribution or use would be contrary to local law or regulation.

Principal Funds are distributed by Principal Funds Distributor, Inc.

© 2021 Principal Financial Services, Inc. Principal, Principal and the symbol design and Principal Financial Group are trademarks and service marks of Principal Financial Services, Inc., a member of the Principal Financial Group. Principal Global Investors is the asset management arm of the Principal Financial Group. Principal Real Estate Investors is a dedicated real estate investment management group within Principal Global Investors.